

## **OKTATÁSI SEGÉDANYAG A MEZŐGAZDASÁG ÉS ERDÉSZET ÁGAZATHOZ**

Az első kiadás készült az Innovációs és Technológiai Minisztérium  
NFA-KA-ITM-2/2019. számú támogatási szerződése alapján a Herman Ottó Intézet Nonprofit Kft.  
irányításával.

# **A VIRÁGKÖTÉSZET ANGOL SZAKMAI NYELVI ALAPJAI (Tanulói segédanyag)**

Szerző:

**Ekert Sára**

Lektorok:

**Kruzslicz Ferenc  
Hevesiné Hartmann Nikolett**

Szerkesztő:

**Francz Magdolna**

Kiadja a **Herman Ottó Intézet Nonprofit Kft.**  
( 1223 Budapest, Park u. 2. )  
(tel.: 06-1/ 362-8100, [www.hermanottointezet.hu](http://www.hermanottointezet.hu))  
Felelős kiadó: Bozzay Péter ügyvezető

# TARTALOM

<b>Preface .....</b>	<b>3</b>
<b>I. Introduction and showing you around in my flower shop .....</b>	<b>4</b>
<b>II. Florist materials.....</b>	<b>8</b>
<b>III. Florist tools .....</b>	<b>17</b>
<b>IV. Job advertisement, job interview.....</b>	<b>23</b>
<b>V. Symbol, proportion, colour.....</b>	<b>32</b>
<b>VI. Floral style and design .....</b>	<b>40</b>
<b>VII. Bouquets .....</b>	<b>48</b>
<b>VIII. Pinned flower arrangements.....</b>	<b>59</b>
<b>IX. Plant compositions .....</b>	<b>65</b>
<b>X. Wreaths .....</b>	<b>69</b>
<b>XI. Dried and silk flower decorations.....</b>	<b>73</b>
<b>XII. Decorative wrapping .....</b>	<b>77</b>
<b>Vocabulary list.....</b>	<b>84</b>
<b>The colour thesaurus names of colour shades .....</b>	<b>98</b>
<b>List of flower names .....</b>	<b>100</b>

## PREFACE

Dear Students,

This workbook is about how to open a flower shop and all the tasks connected with it. Throughout the units and exercises you will get to know about the parts of a flower shop, its furniture, the supply process and the way in which we communicate to customers. I am going to show you the used materials, tools and accessory, I am also going to give you a brief insight into the rules and styles of floristry. Just as in your lessons in Hungarian, you are going to learn about making bouquets, arrangements made on floral foam(pinned), planted arrangements, making wreaths, dry- and silk flower decorations.

Besides showing you around in my flower shop, I will show you how job advertisements and interviews work. Moreover, after opening my shop, I am going to show you how a flower shop works (how to take orders and do routine tasks).

I am going to start each unit with a short story, in which you can get to know the actual workflow. Later on, you can do different activities and exercises connected to that story.

If you need help in dealing with the tasks, I recommend Elekné Ludányi Zsuzsanna's book "Floristry" to you.

Enjoy your time!

*Ekert Sára*

# I. INTRODUCTION AND SHOWING YOU AROUND IN MY FLOWER SHOP

## 1. Read the text and collect five expressions that are connected to floristry

My name is Virág Vad, and I am soon going to open my own flower shop. I have been working as a florist for 10 years, and have gained a lot of experience and saved up money, in order to make my dream come true. My shop will be named after my favourite flower, so its name is going to be Helleborus Flower Shop. I am so lucky that I have found a place for sale in a busy district of the town centre. The features of the place will make it perfect for a high-standard flower shop with a little bit of touch here and there. In the shop I am going to sell bouquets, potted plants and wreaths, but later on I will make custom-made table and wedding decorations. Little gifts will be sold alongside the flowers, so that everybody can choose from a wide range of stock.

What kind of products of floristry have you found?

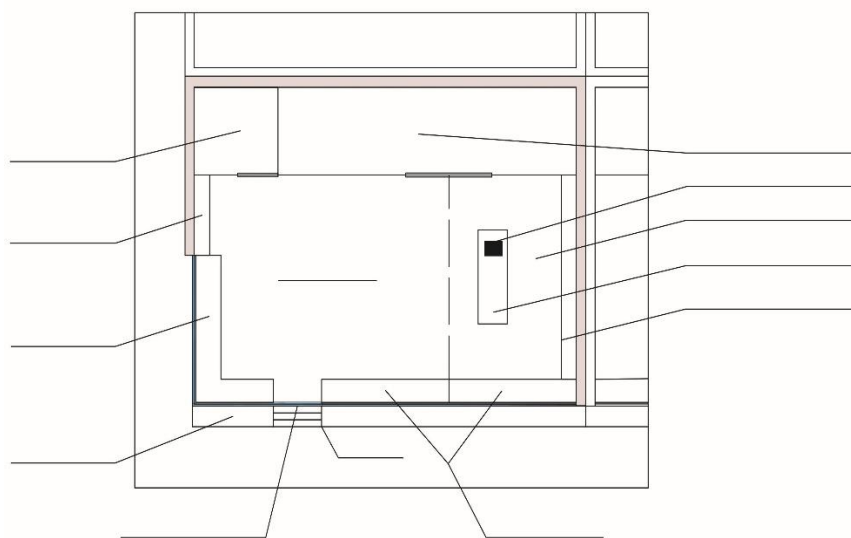
.....  
.....



## 2. Name the parts of the flower shop. Write the suitable expressions/words on the correct line.



- shopfront
- shop window
- sign board
- sales floor
- working area
- staff room
- stockroom
- shelf
- entrance
- cashier
- counter



**3. Put the words in the correct column. Some words might fit in more categories.**



shelves, cabinet, counter, sign-board, opening times, table, vases, cut flowers, potted plant, floral foams, ribbons, wires, ceramic plant pot, wrapping paper, stands, extra lighting, ladder, broom, buckets, price tags, refrigerator, cash register, bouquets, wreaths, baskets, chairs, tools

sales floor	stockroom	shopfront	working area	shop window

**4. Write sentences using the words below.**



a) bouquet    b) flower shop    c) window display  
 d) stockroom    e) working area

- a) .....
- b) .....
- c) .....
- d) .....
- e) .....

**5. Fill in the gaps with the correct words.**



- |                   |                 |              |
|-------------------|-----------------|--------------|
| a) sales floor    | b) working area | c) stockroom |
| d) window display |                 |              |

1. The function of the ..... is to provide a suitable area for serving customers.
2. In the ..... we store accessories and tools in a logical way until we use them.
3. .... is the place which provides facilities for changing clothes and refreshment.
4. The ..... is the place for handling flowers, preparatory work and making flower decoration.
5. The ..... is the most impressive part of a flower shop, which grabs the customers' attention the most.
6. The ..... consists of the outer wall of the shop, sign-board, slogans, shop window and the shop entrance.

**6. Draw the shopfront of a flower shop, where autumn decoration can be seen.**

**Label the different items.**



**7. True (T) or false (F)?**



- a) ..... The shop window is a temporary space for storing things.
- b) ..... We should place a table in the selling space, at which employees can eat.
- c) ..... In a flower shop there is no need for a staff room.
- d) ..... In the working area it is necessary to place a table, on which employees can work.
- e) ..... Candles have to be stored in a dark, cool and dustless place.
- f) ..... Floral foams have to be placed on the bottom shelves.
- g) ..... Opening times are displayed in the sales floor.
- h) ..... Cut flowers are often frosted in order to conserve them.
- i) ..... When choosing vases, it is important to make sure that they can be cleaned easily.
- j) ..... While working, it is prohibited to talk to the customer.

**8. What do these words mean? Give their definitions in a couple of sentences.**



- a) fix window display: .....
- .....
- b) mobile window display: .....
- .....
- c) display cabinet: .....
- .....
- d) festive window display: .....
- .....

## II. FLORIST MATERIALS

### 1. Read the text.

After I had found the perfect place for my shop, I went to a warehouse, which sold floral accessories and I bought the necessary materials and tools. There, I could primarily buy artificial materials because many natural materials can be found and collected in nature, provided you have permission to do so. There are a lot of things to use in my own garden. I have bought accessories which define both my style and the atmosphere of my shop. I prefer natural materials and colours, so I picked neutral, less flashy products. Certainly, I have chosen accessories with bright colours as well, in order to reach a wider range of customers. I have bought baskets, bowls, pots, vases, in which I can place potted plants in a more aesthetic way. I have also purchased accessories and decoration for weddings, so that I can fulfil such orders. Ribbons, wrapping paper, candles, wreaths, binding string, and various types of wire, which help me to create several different products. Fixing materials are bought in larger quantity because floral foams, wires and glue are used every day. Purchasing the initial equipment will cost a fortune, but later on, it will be enough to replace the items of which I run out.

### Give short answers to the questions.

a) Where does she get the natural materials?

.....



b) List the accessories she has bought.

.....

c) Why did she buy more colourful accessories?

.....

d) Which colour did she prefer?

.....

e) What did she take into consideration when buying all the tools and materials?

.....



**2. Put the given words into the right column.**



moss, floral foam, candle, pebbles, lichen, bead, mistletoe, flower tube,  
bowl/ceramic plant pot, cone, decorative florist wire, bark, glass ball  
ornament, twigs

Natural materials	Artificial materials

**3. Tidy up in the squares. Circle the matching accessories to the given holiday.**



**Christmas**

**Easter**



**4. Match the definitions with the correct words.**



basket, floral foam, natural materials, flower tube, wrapping paper, Oasis-fix

- a) Some parts of them can be found and collected in nature, some other parts are grown as ornamentals. ....
- b) It is generally used for fixing cut flowers and other materials and it is made of foamed plastic. It can be found in both dry and wet versions. ....
- c) It is a dark green malleable material, similar to play-dough. ....
- d) We use it to protect items when transporting. ....
- e) It is plant-based and usually made of Salix. ....
- f) It provides continuous water-supply for more delicate flowers. ....

**5. Match the words to the tools.**



- test-tube
- ribbon
- floral decorative wire
- flower tube
- dry floral foam
- string
- tube
- floral cage holder
- Oasis-fix
- Oasis Gala-Clip
- Oasis Auto-Corso
- raffia



**6. Label the different types of wreaths.**




straw wreath base, moss wreath base, dry floral foam wreath base, twig wreath base, cone wreath base, polystyrene wreath base, wet floral foam wreath base, wire frame wreath base



7. Solve the crosswords.



Accessories



**Across**

- 2. test-tube
- 3. pebble
- 4. floral foam
- 5. carton
- 7. flowertape
- 9. string
- 10. mistletoe

**Down**

- 1. wrapping paper
- 3. wreath base
- 5. basket
- 6. moss
- 8. beaded string

**8. Find out what is behind the jumbled letters.**

- rtewah .....
- tuc ierw .....
- tew loralf moaf .....
- twars threaw .....
- rawpipng rapep .....
- lecadn .....
- ceal .....
- boribn .....
- olelnaphec .....



**9. Draw 10 containers of different forms and write the name of the shape next to them (for example: circle, rectangular, square, prism, cone, sphere, triangle, cube).**



**10. Write simple sentences using the words below.**

- a) basket.....
- b) cone.....
- c) glass vase.....
- d) ribbon.....
- e) wrapping paper .....
- f) floral adhesive.....



**11. List all the decorations connected to Christmas.**



.....

.....

.....

.....

**12. Match the type of wires shown to their names.**



floral decorative wire

stub wire

wire



**13. Circle the accessories needed for making a bouquet and name them.**



1.	.....
2.	.....
3.	.....
4.	.....
5.	.....
6.	.....
7.	.....
8.	.....



i) .....

j) .....

k) .....

**16. Draw the different shapes of floral foams that we use, and write the name of the shapes next to the drawings.**



**17. Write down the process of soaking floral foams.**



.....

.....

.....

.....

.....

.....

.....

.....

.....

.....



### III. FLORIST TOOLS

#### 1. Read the text and answer the questions below.

Tools are designed to help florists' work, machines and hand tools make the creation, the placement and the handling of flower decorations easier. It is worth choosing tools of high quality and of great design so that it is easy to work with them. Left-handed people have to buy tools especially designed for them.

We always have to take into consideration the quality of the tools. We also have to keep them in a separate toolbox in order to find them easily and to make their delivery simple to exterior venues. In case of knives, it is important that they are sharp and stainless, in order not to damage the flower stems. We also use scissors and secateurs, where it is also important to be sharp. To have handy tools, to be able to work easily with them, and to be light are important aspects when choosing tools.

We often have to use hand tools such as saw, hammer, screwdriver and combination pliers or wire cutters for cutting wire. When using them, we have to take extra safety measures. Glue guns are used every day, especially in dried flower floristry. We can glue almost anything with a heated silicone sticks, but do not use it on cut flowers as it damages living tissue. Pay attention on that the silicone glue is not reliable on some materials like glass and leather

During our work, one can find other tools as well, for example: watering can, sprayer, stapler, sellotape and different writing instruments.

a) What shouldn't be fixed by glue gun? .....

b) List five important florist tools. ....

c) What kind of scissors do we use for cutting thicker flower stems? .....

d) List three other tools. ....

e) What are the characteristics of a good knife? .....

f) What are combination pliers used for? .....





**4. True (T) or false (F)?**



- a) ..... Florist scissors combine the features of scissors and secateurs.
- b) ..... Left-handed people must buy tools designed especially for them.
- c) ..... We can cut flowers with scissors.
- d) ..... Short, blunt knives can be used for cutting floral foams.
- e) ..... It is important to have a knife, the handle of which fits into the user's hand.
- f) ..... Using a glue gun, we can glue cut flowers.

**5. Work in pairs. Give definitions of each of the words below, and your partner has to guess which tool is being described. Write down the sentence which helped you the most.**



- a) glue gun: .....
- b) secateurs: .....
- c) combination pliers: .....
- d) knife: .....
- e) scissors: .....
- f) watering can: .....
- g) stapler: .....
- h) permanent marker: .....

**6. Translate the text into Hungarian and underline the name of the tools.**



Thick, woody parts are to be cut by a saw. Wire cutters and combination pliers are used for cutting wire. When creating large flower decorations or free arrangements, we might need DIY machines as well like drills, hammers and screwdrivers.

Sprayers are used to refresh flower decorations, especially in warm rooms. With the help of these, we can humidify the surroundings of damp-loving plants.

For cutting thicker flower stems, we use secateurs. We can cut paper, ribbon and thin fabrics with scissors. Florist scissors can be used for cutting thin paper, ribbon and wired stems. They are self-sharpening, they don't chip off and the serrated blade prevents the flower stems from sliding.



**8. Fill in the gaps with the given words.**



bead/pearl, secateurs, stapler, wire base wreath, bridal bouquet holder,  
 scissors, lace, saw, polystyrene egg, glue gun, ceramic angel,  
 combination pliers, gift wrapping paper, knife

Accessories	When are they used? (occasion, event)	Tools	What are they used for?

**9. Compare the features of the cellophane and the wrapping paper.**



**Cellophane**

**Wrapping paper**

.....

.....

.....

.....

.....

.....

.....

.....

.....

.....

.....

.....

.....

.....

.....

.....

.....

.....

**Design and draw your own gift wrapping paper, in which you would choose to wrap your gift, then explain your design.**



.....

.....

.....

.....

.....

.....

.....

.....

.....

.....

.....

## IV. JOB ADVERTISEMENT, JOB INTERVIEW

### Read the following text.

The acquisition of the flower shop's furniture and accessories is going very well, and the atmosphere of the shop is coming to life. It is time to find a colleague who will help me in dealing with the everyday's workload. The shop is basically run by the family, but on the days when fresh flowers need to be collected from the market, somebody has to be in the shop or before important occasions, I need help with doing the shopping at the market. Running a flower shop requires a lot of energy, and leaves the owner with little free time, but it is important to find the time for relaxation. I haven't been thinking on whether I want a male or a female colleague because there are experts in both genders.

I have tried to compose my own job advertisement, and have checked several other advertisements. A good job advertisement should be motivating, short, and it has to contain all the important contact information; furthermore, it has to catch the reader's attention. It is not easy to tick all of these boxes. Naturally, I have read plenty of job advertisements posted by florists. Some were too short, so I could not take them seriously. It is hard to find the suitable employee based on an advert, therefore personal interviews were necessary too. I have spent plenty of time with these interviews because it is important to find a colleague who is trustworthy, nice, helpful and who loves working with flowers.

### 1. Read the following job advertisements, then list the most important points.

a) We are hiring a qualified, experienced florist-salesman to start immediately in our friendly and small shop in Gazdagrét. Please send your CV with a photo to the following email address: [virag@gmail.com](mailto:virag@gmail.com)



b) We are hiring a qualified florist to work independently in our flower shop located in the VI. district. Full-time job, permanent position, salary: negotiable. If interested, please call +36301112233.

c) Fully-qualified florist needed in our flower kiosk located in V. district, Budapest. If you are qualified, if you have experience with working in flower shops, and if you would like to join our team, do not hesitate to call +3670362XXXX and find out more!

- Full-time work
- Flexible shifts
- Salary on a daily basis

d) An experienced florist, who is able to work alone, is needed in our flower shop in the 13th district. Salary: gross 362 000 Ft (net 240 000 Ft), full-time work. Working hours: Monday-Friday: 8–16. Weekend shifts are available from 9–12 for extra wage. Starting possibly in June.

e) Our 24-year-old flower shop is hiring a full-time florist to work in Törökbálint.

What we offer:

- youthful team and environment,
- flexible shifts,
- permanent employment.

Requirements:

- experience in floristry and wreath making,
- ability to work in team,
- reliable and dedicated to his/her work with a keen attention to details,
- ability to keep his/her working environment and sales floor clean and tidy,
- good problem-solving skills.

If you would like to be part of our youthful and enthusiastic florist team, email your resume with photo to olahgabi1@gmail.com or contact us at +0630 286 2530.

.....  
.....  
.....  
.....

**2. Having read the advertisements, give short answers to the questions.**



a) Based on the ads, are young, beginner flor needed?

.....

b) Is the amount of the salary stated clearly in each ad?

.....

c) Are the daily working hours mentioned?

.....

d) Is the place of work stated?

.....

e) Are personal attendance and demonstration of floristry skills required?

.....



**3. True (T) or false (F)? The sentences are connected to exercise 1.**



- a) ..... It is important to have a qualified applicant.
- b) ..... They are looking for a colleague for part-time work as well.
- c) ..... The applicant should be experienced in creating wedding decorations.
- d) ..... They mention friendly atmosphere several times.
- e) ..... It is mentioned in one of the ads that experience in wreath making is needed.

**4. Imagine you are the owner of a flower shop and write a job advertisement.**

Use the given points to guide you.



working hours, knowledge of a foreign language, place of work, experience, salary

.....

.....

.....

.....

.....

.....

.....

.....

.....

.....

.....

.....

**5. Read the advertisements posted by florists and list the most important points in them.**



a) Hello! I would like to find a job as a florist in Budapest. I am newly qualified. Please contact me, if you think you have a position for me. Thank you very much.

b) Hello! I am looking for a job as a qualified florist in Budapest. I finished my studies 5 years ago in Magyar Gyula Horticultural Vocational School. After that I worked for three years in two different flower shops. At the moment I am not working in this field but selling is part of my everyday life. I am hard-working, customer-centred and punctual.

If you are interested, please, do not hesitate to contact me. 😊

c) Hi Everyone! I would like to work in a flower shop to gain experience. All kinds of solutions interest me. I would work one or two times a week in the XVII. or XVIII. district. Thanks.

d) I am looking for a job as a florist with 10 years of experience. I can speak English well. I am kind, helpful and customer-centred. I have experience in creating wedding decorations. Preferably I would like to work in Budapest, but the agglomeration is not out of the question either. If you are interested, please, contact me.

e) I finished my course to become a florist last year but so far I haven't worked in this role. I still want to learn a lot, create new things and acquire new skills I live down in the country, near Debrecen in a village, therefore I need a job preferably in the neighbourhood.

f) As a pensioner I 'm looking for a part-time job as a florist around Kecskemét. I have 40 years of experience, can work 2 or 3 times a week. I can send photos of my creations in private messages.

.....

.....

.....

.....

.....

**6. True (T) or false (F)? The sentences are connected to exercise 5.**



- a) ..... Retired people don't look for jobs.
- b) ..... Florists only look for jobs around the capital.
- c) ..... As beginners, florists take jobs in order to practice.
- d) ..... There is no job advert in which 'experience in wedding decorations' is mentioned.
- e) ..... Everybody looks for a job straight after getting their florist qualifications.
- f) ..... Many applicants mention salary expectation.

**7. Create your own looking for job advertisement with using the given criteria.**



job experience, salary expectation, working hours, place of work,  
knowledge of languages

.....  
.....  
.....  
.....  
.....  
.....  
.....  
.....  
.....  
.....

**8. Read the following job interview and answer the questions.**



**a) VV = Virág Vad, the owner, MR = Margaréta Réti, the interviewee florist**

VV: Welcome! What can I do for you?

MR: Good morning! I am here because of the job advertisement. I am Margaréta Réti.

VV: Nice to meet you, I am Virág Vad, please come in and take a seat. I am going to open the shop soon, I am in the process of organising and arranging the stock.

MR: It is a very nice shop, it has a natural feel to it.

VV: You know, I prefer natural accessories and supply, this can also be seen on my work. How about you?

MR: I also prefer creations with a natural touch, but I also like playing with colours.

VV: How long have you been working as a florist?

MR: I finished school 5 years ago, and since then I have worked in a flower shop in a shopping centre.

VV: Why do you want to leave?

MR: I felt that I would rather work in a smaller, friendly and welcoming shop. I liked working there, but in my opinion, I had to change.

VV: What kind of working hours could you accept? Only weekdays or weekends too?

MR: It's not a problem to work at the weekends.

VV: Do you speak any foreign languages?

MR: Yes, I do. I speak English a little. I still have to practice a lot, but I am taking part in an online course.

VV: Do you go to flower markets? Have you got a driving licence?

MR: Yes, I have, and I love going to flower markets. It doesn't bother me if I have to go shopping.

VV: Have you got any salary expectations? You would be employed 8 hours per day, and 2 days off per week.

MR: In my opinion, 1500 Ft/hour would be reasonable.

VV: I see. This is what I've thought as well and if our partnership is fruitful, you could earn more soon. When can you come on a trial day? I would like to see what kind of bouquets you can make and we can get to know each other.

MR: I can even come tomorrow.

VV: Wonderful! See you tomorrow! Have a nice day!

MR: Thank you! The same to you! See you tomorrow!

**b) VV = Virág Vad, the owner, BM = Boglárka Mezei, the interviewee florist**



VV: Welcome! How can I help you?

BM: Hi! Do you need one more florist?

VV: Yes, I am looking for a colleague. I am opening my shop soon, I am in the process of organising and arranging the stock.

BM: This natural stuff is quite upsetting.

VV: I prefer natural looking environment and accessories.

BM: I think it's quite dull, something more vivid would be better.

VV: How long have you been a florist?

BM: I qualified last week. This is the third shop I have visited so far, but I don't really like either of them.

VV: What are your expectations? What kind of working hours can you think of?

BM: Working at the weekends is out of the question. Even on weekdays I can only start at around 10. I like getting up late.

VV: Have you got a driving licence? Would it be a problem to go to the flower market?

BM: I do have a driving licence, but you must be kidding when you want me to get up so early.

VV: Do you speak any foreign languages?

BM: No, I don't. Why does a florist need to speak foreign languages?

VV: There are plenty of foreigners in the city centre, you know. What are your salary expectations?

BM: I would not work for less than 2000 Ft/hour, that's for sure. This is the minimum that I deserve.

VV: And when can you come on a trial day? I would like to see the way you make hand-tied bouquets, and we could get to know each other better. BM: I can make bouquets that's for sure!

Don't you believe it?

VV: I see, thank you. I will get in touch with you soon. Good-bye!

BM: Think about it! I would be a great colleague! Bye!

a) How much salary would Bolglárka want?

.....

b) What foreign languages does Margaréta speak?

.....

c) Which applicant like plain colours?

.....

d) Who has a driving license?

.....

e) How long has Margaréta been a florist?

.....

f) How many shops has Boglárka popped into on her job search?

.....

g) Why can Boglárka only start work at 10 o'clock?

.....

h) Where did Margaréta work before?

.....

i) Is Boglárka willing to go on a trial day?

.....

j) Which applicant could have been more likeable to Virág?

.....



**9. True (T) or False (F)? The sentences are connected to exercise 8.**



- a) ..... Margaréta doesn't speak English.
- b) ..... Boglárka wants to earn 1500 Ft per hour.
- c) ..... This would be Boglárka's first workplace.
- d) ..... Margaréta doesn't have a driving licence.
- e) ..... Boglárka thinks that plain colours are boring.
- f) ..... Boglárka likes waking up early.
- g) ..... Margaréta could work at the weekends as well.
- h) ..... Boglárka would prefer going on a trial day.
- i) ..... Margaréta loves the atmosphere of the shop.
- j) ..... Virág invited both applicants for a trial day.

**10. Imagine you are taking part in a job interview with Virág. Fill in the gaps.**



**VV = Vad Virág, XY = the applicant florist**

VV: Welcome! What can I do for you?

XY:

.....

VV: Nice to meet you, I am Virág Vad, please come in and take a seat. I am going to open the shop soon, I am in the process of organising and arranging the stock.

RM: It is a very nice shop, it has a natural feel to it.

VV: You know, I prefer natural accessories and supply, this can also be seen on my work. How about you?

XY: .....

VV: How long have you been working as a florist?

XY: .....

VV: Where did you work before?

XY: .....

VV: Why would you change?

XY: .....

VV:

.....

XY: Working at the weekends isn't a problem for me.

VV: Do you speak any foreign languages?

XY: .....

VV: Do you go to flower markets? Have you got a driving licence?

XY: .....

VV: .....

XY: In my opinion, 1500 Ft/hour would be reasonable.

VV: I see. This is what I've thought as well and if our partnership is fruitful, you could earn more soon. When can you come on a trial day? I would like to see what kind of bouquets you can make and we can get to know each other.

XY: .....

VV: Wonderful! See you tomorrow! Have a nice day!

XY: Thank you! The same to you! See you tomorrow!

**11. Talk about the flower shop in which you are doing your training. Do not forget to describe its style, the dominant colours, furniture and the stock.**



**12. Work in pairs. With your partner perform an interview situation, which takes place in a flower shop. Do not forget to swap roles!**



## V. SYMBOLS, PROPORTIONS, COLOURS

### 1. Read the following text.

While furnishing, I have been thinking a lot about what kind of shapes and styles I should use in my creations. The different shapes and lines define the flower decoration's message and vibe. Shapes and numbers often have symbolic meanings, therefore these must be used carefully in order not to be misunderstood or to evoke the opposite feeling.

Basic shapes define the character of the flower arrangement as well as the mood that they create. If we would like to have a pleasant, friendly effect, we should choose round shapes instead of a rigid, box-like shape. Basic shapes with symbolic meanings (star, cross, heart) are to be used according to their special meanings.

The circle embodies revival and endlessness. In flower decorations, round bouquets and wreaths symbolise these. The triangular shape symbolises perfection, power, authority like it can be seen in a long bouquet or in a table decoration. The tetragon shape has a little bit rigid and martial feel to it, but the thinner prism suggests pride and firmness. We are very likely to find square shapes among the accessories, like candles, ceramic pots, and vases. Star shapes are used at Christmas and the cross shape is used when creating funeral flower arrangements. The heart is the symbol of love, therefore we see it mostly on Valentine's Day, Mother's Day and at weddings.

Beside shapes, numbers and colours also have special meanings; moreover, several flowers have a hidden message. Who would think there are so many things to consider?

**Draw the 6 basic shapes that we use in floristry and label them.**




1. ....
2. ....
3. ....
4. ....
5. ....
6. ....



**2. Match the shapes with their meaning.**

- a) symbol of rigid and martial lines
- b) symbol of revival, endlessness
- c) symbol of Christianity
- d) symbol of Christmas
- e) symbol of love
- f) symbol of perfection, power, authority



**3. List all the creations that can be made using the basic shapes.**

- a) circle: .....,.....
- b) square: .....
- c) triangle: .....
- d) heart: .....
- e) cross: .....
- f) star: .....



**4. Match the flowers to what they mean.**

- |               |                       |
|---------------|-----------------------|
| white lily    | pudency, perfection   |
| violet        | love                  |
| white rose    | remembrance, devotion |
| red rose      | innocence, virtue     |
| chrysanthemum | modesty               |
| forget-me-not | long life             |



**5. Make a conventional design of a round and a long bouquet and show their proportions and name their parts (stem, leaf, flower, etc.).**



**6. True (T) or false (F)?**

- a) ..... Putting the same bouquet in a wider vase makes the bouquet look shorter than it would look in a taller vase.
- b) ..... The proportion of decoration in case of wreaths is  $\frac{1}{2}$ .
- c) ..... A light coloured vase lengthens our sense of proportion.
- d) ..... The binding point of a bouquet has to be at  $\frac{1}{3}$  of the stems
- e) ..... The material of the vase doesn't affect our sense of proportion.
- f) ..... The proportion of wreath body doesn't depend on the colour of the wreath.



**7. Fill the gaps with the missing words.**

symmetry, asymmetry, focal point, contrast, rhythm, harmony



- a) ..... means opposing two or three elements in order to emphasise the message of a flower arrangement.
- b) ..... in a flower decoration means the regular reoccurrence of stressed and unstressed elements.


- c) ..... in a flower design means the absence of the same proportions and measurements between parts or features.
- d) ..... in a flower design means that the given features are at a same distance from a given point or line.
- e) The function of the ..... is to put emphasis on the most decorative elements of the composition.
- f) ..... means that in the flower arrangement there is a unified design with the help of forms and colours.

**8. List the methods in which we can create focal points in arrangements and describe what they mean in practice.**



- a) .....
- b) .....
- c) .....
- d) .....

**9. Draw a colour wheel in which you show primary, secondary and tertiary colours. Don't forget to name the colours. Feel free to use the internet or your Hungarian course book on floristry.**



**10. True (T) or false (F)?**

- a) ..... Primary colours are yellow, green and red.
- b) ..... Hazelnut brown is a hue of orange.
- c) ..... Tertiary colours are mixtures of primary and secondary colours.
- d) ..... Rose is a warm colour.
- e) ..... Secondary colours are orange, green and violet.
- f) ..... Human eyes can differentiate 400 shades of colour.



**11. Draw as many hues of 3 different colours as you can. Use coloured pencils.**



Hue – Tint – Tone – Shade (In case of subtractive colour mixing)

**Hue:** Is the colour at full spectrum strength. The difference between yellow and orange is a hue difference.

**Tint:** Any spectrum colour lightened to any degree by the addition of white.

e.g.; Violet plus White gives Lavender

**Tone:** Any spectrum colour subdued by addition of grey (the equal mixture of black and white).

e.g.; Blue plus Grey gives Slate blue

**Shade:** Any spectrum colour darkened to any degree of darkness by addition of black.

e.g.; Red plus Black gives Crimson

12. List all of the colours connected to the range of each colour. Use the dictionary at the end of the workbook.



red	green	yellow	blue	black

orange	white	violet	grey

**13. Match the colours to the feelings they symbolise.**

green

pain, grief, sorrow

black

the colour of the sun, exhilaration

red

quiet, peacefulness, life

yellow

purity

blue

belief, mystery

violet

monotony, dullness

white

youth, optimism

grey

freedom, peace


orange

love, fight, vitality



**14. Using colour pencil draw three different colour schemes.**

complementary colour scheme, cool-warm colour scheme, quality scheme



**15. Fill in the gaps with the appropriate word from the list.**

A) habitat-law   B) necessity-law   C) longevity law   D) season

- a) ..... When planting pots we have to use plants that have the same needs.
- b) ..... It is important to use flowers from approximately the same habitat.
- c) .....When creating special decorations, we always have to take into consideration the longevity of flowers.
- d) ..... Flowers are used according to the season.



## VI. FLORAL STYLE AND DESIGN

### 1. Read the following text.

Following the interview, Margaréta Réti came the next day for a trial day at the flower shop. There were a couple of days left until the opening, but I thought it was important that Margaréta and I should get to know each other better. I wanted to know in which style she works, how she handles flowers and how creative she is. I haven't bought the whole flower stock yet, but I have managed to get a couple of bunches for the trial day.

I envisage my flower shop in vegetative style because this is what is the closest to my heart. But of course, the customer's wish is the most important, so I play with all of the possibilities provided by the flowers. That's why we are going to work in all of the 4 main styles. An ordinary customer would mainly go for the decorative style, but there will be orders which will certainly require using formal linear and parallel style, and we will also not avoid new styles either.

Margaréta arrived at 8 o'clock sharp, as we had arranged. In the morning we started with cleaning the flowers, then we made some bouquets and created some bowl arrangements. While working, we were talking a lot about flowers and our profession. We managed to spend a very fruitful day together, so I felt that I had found my future colleague.

### List the four main floral styles.

- a) .....
- b) .....
- c) .....
- d) .....



### 2. Read the sentences and decide which style matches each statement.

- a) Every flower appears with its own characteristics. ....
- b) Its shape is usually circle, sphere, hemisphere or pyramid. ....
- c) It visualises a tiny detail of nature. ....
- d) Its determinative lines are the horizontal and vertical ones. ....
- e) This composition is made of plants coming from the same habitat. ....





- f) The parallel design suggests tranquillity. ....
- g) It's very colourful, plays with hues. ....
- h) Decorative elements don't match this style. ....

**3. Read the dialogue and give short answers to the questions.**



**VV = Virág Vad                      MR = Margaréta Réti**

VV: I really like vegetative style, because it brings nature closer to us. Which one do you like?

MR: I prefer formal linear style, because flowers appear in their own natural shapes in that. I extremely like Japanese art and ikebana too.

VV: I'd like flower arrangements and bouquets to have a natural feel to them, however the most important thing is the customer's wish. If we are ready with bouquets and bowl arrangements, then we can install the window display. I've brought driftwood, some sand and plenty of shells and seashells. I would like to have a window display with a cheerful, summery atmosphere.

MR: Wow, it's a great idea! I also like natural material. Have you got a fishnet somewhere, by any chance? And a ladder, which we can use as a lighthouse?

VV: Yes, we can find ladder in the stockroom for sure, and I'm going to buy a fishnet and a piece of rope. I'm glad you've come up with this idea. Wow, you've made really nice bouquets, it's inevitable that you like your trade.

MR: Yes, I do love it. I like the fact that using flowers I can create wonders.

VV: I really like your attitude, I think we could work together well. When could you start?

MR: Thank you, I'd be happy working here. I can even start tomorrow.

a) When can Margaréta start working?

.....

b) What kind of style does Virág like?

.....

c) What kind of accessories would Margaréta put in the window display?

.....



d) What kind of accessories did Virág bring?

.....

e) Which style does Margaréta prefer?

.....

f) Would Virág like to work with Margarétaval?

.....

**4. Draw a floral design in each of the four main floral styles and name the style you used.**



**5. Group the given trends of styles.**



cushion, Ikebana, structured, Hogarth curve (S-curve), bush/interwoven arrangement, cascade, bundled bouquet, layered flower decoration, fan, mille fleur, Ton-in-Ton, Biedermeier

**Decorative style**

**Vegetative style**

**Parallel style**

**Formal linear style**

**6. True (T) or false (F)?**



- a) ..... Ikebana belongs to vegetative style.
- b) ..... Creations in fan design are made of elements going upwards and leaning to the sides.
- c) ..... We use vegetative style when we want to create bouquets which show the seasons.
- d) ..... In mille fleur design we create an even surface with small flowers.
- e) ..... The bundled bouquet is when we grab the flowers with one hand and bind them.
- f) ..... In case of structured design flowers are dispersed throughout the bouquet.
- g) ..... The Biedermeier style is typical for shower bouquets
- h) ..... Decorative is the oldest style in floristry.

7. Write a conversation using the words below which could have happened between Virág and Margaréta while installing the window display.



ladder, driftwood, rope, seashell, shell, sand, standing, table, sunbed

A large rectangular box containing 20 horizontal dotted lines for writing a conversation.

**8. Draw the window display that you imagined while writing the conversation. Accessories mentioned in exercises 7 have to be in the picture. Label the accessories.**



**9. Write down which flower matches each design. You can use the flowers' name in Latin.**



boat orchid, freesia, St. John's wort, Arabian Star Flower, moth orchid, lily,  
 rose, chrysanthemum, lisianthus, corkscrew willow, Feverfew snowball,  
 buttercup, curcuma, corkscrew hazel

Millefleur	Fan	Cushion	Ikebana

**10. Translate the sentences into English.**

a) A *dekoratív stílus* a legrégebbi virágkötészeti irányzat, amely európai eredetű és a reneszánsz hagyományokra épül.



.....  
.....

b) A *vonalas-grafikus stílus* a japán virágrendezési mód, az ikebana hatására alakult ki, amelyet meghatározott vonalak jellemeznek.

.....  
.....

c) A *vegetatív stílust* a természethez való visszatérés jellemzi, a természet egy apró részletét jeleníti meg.

.....  
.....

d) A *paralel stílus*, amelynek a lényege a párhuzamos elrendezés, Hollandiába alakult ki az 1960-as években.


.....  
.....

**11. Work with a partner. Create a dialogue in which you install a summer window display in parallel style. Use the words below.**



dinghy, sand, lantern, palm, white pebble, twig, seashell, shell, rope, fishnet

**12. Illustrate the window display you imagined in exercise 11 and name the accessories.**



## VII. BOUQUETS

### 1. Read the text.

Bouquets are the most common floral works in a flower shop. They provide the biggest part of a flower shop's trade. Bouquets cover a wide range of products, starting from creations using only a couple of flowers, up to very special designs using several flowers. Those who love flowers, try to make a bouquet as soon as they get hold of a handful of flowers, no matter whether they are either on an excursion or in the garden.

We can group the bouquets in many ways depending on their usage, style or form as well, but it is also important to know what kind of container they will be put, or where the flower arrangement will be placed. A bouquet will meet the requirements if the florist picks the appropriate flowers, accessories, foliage and makes it according to the known laws.

On Margaréta's trial day, we made several bouquets and while working we talked about their history, characteristics and the flowers to go perfectly with them.

As days went by, we got closer to the opening day. We managed obtain all the necessary flowers, tools and accessories, and we opened the shop on a beautiful summer morning.

**Translate the text above then put the different type of bouquets in to the right place of the chart.**



Makart bouquet, Biedermeier bouquet, graduation bouquet, bridal bouquet, condolence bouquet, funeral spray, Egyptian bouquet, Valentine's day bouquet, wedding anniversary bouquet, maid of honour bouquet, Mother's bouquet, Mother's Day bouquet, Pompadour bouquet

Historic bouquets	Gift bouquets	Special bouquets




2. Consider the following aspects when making a gift bouquet. Write down your ideas in a couple of sentences.



Taste	Age	Gender	Relationship with the giver
.....	.....	.....	.....
.....	.....	.....	.....
.....	.....	.....	.....
.....	.....	.....	.....
.....	.....	.....	.....
.....	.....	.....	.....
.....	.....	.....	.....
.....	.....	.....	.....
.....	.....	.....	.....
.....	.....	.....	.....

3. Put the pictures in the correct order according to the steps of making a bouquet.



**4. Create a flowchart of the steps of making a bouquet.**



A large rectangular box containing ten horizontal dotted lines, intended for drawing a flowchart.

**5. List occasions when giving flowers is a convention.**



Seven horizontal dotted lines for listing occasions.

**6. Read the dialogue and fill in the order form below.**



Shop assistant (S): Good morning! What can I do for you?

Customer (C): Good morning! I'd like to order a bouquet of flowers for a birthday, with delivery.

S: Great! Please, let me write down the details. When would you like the delivery?

C: This Saturday at 12 o'clock.

S: What's the address?

C: Cat Café Budapest, Révay street 3. The birthday party will be held there.

S: All right, fantastic. And who's the bouquet for?

C: For my wife, it's her 40th birthday.

S: Has your wife got a favourite flower by any chance, or a colour that she is really keen on? Perhaps, may I offer 40 special roses?

C: She loves flowers a lot, but she doesn't have a favourite, as such. I'd like a round bouquet with mixed flowers, preferably yellow and orange. And please make it look like as it was inspired by spring.

S: All right. Would you like some kind of accessory to the bouquet? A number 40 or a greeting card? Would you like it gift wrapped?

C: I don't want any accessories, thank you. Just wrap it in, please, for the delivery.

S: Of course! The price of the bouquet is going to be 12 000 Ft, delivery included.

C: All right, thank you. I'll pay on delivery.

S: I'm really sorry, in case of orders, our case of policy to pay in advance. Would you like to pay by card or cash?

C: Oh, I see. In this case, I'd like to pay by card. Thank you.

S: Thank you for your order, we will be there on time on Saturday! Goodbye! See you on Saturday!

C: See you on Saturday.

**Helleborus Flower shop  
Order form**

Customer's name:	
Customer's address:	
Telephone number:	
Email address:	
Place of delivery:	
Deposit:	
Details of the order:	
Date of order:	
Name of shop assistant:	

**7. Work in pairs and act out the dialogues.**



- a) A grandmother is ordering a graduation bouquet for her granddaughter who is just finishing high school.
- b) A young man is ordering a Valentine’s Day bouquet for his wife.
- c) A young woman is ordering a table decoration for her grandparents’ 50th wedding anniversary.
- d) A fan is ordering a bouquet for a middle-aged photographer.



**8. Fill in the chart in connection with bridal bouquets.**

Name	Where is it worn?	Shape	Style	Technique
Biedermeier				
Glamelia				
Cascade				
Fan				
Basket				
Ball				
Shower bouquet / Drop bouquet				

**9. Write down all the criteria which make a good bridal bouquet.**



.....

.....

.....

.....

.....

.....

.....

.....

.....

**10. Make sketches of the different shapes of bridal bouquets and name the shape you used.**



**11. Match the name of the techniques to definitions of making bridal bouquets.**

hand-tied, wired, set in floral foam / pinned, glued, mixed



- a) The floral foam goes in the bouquet holder, the foam has to be soaked thoroughly at the beginning of the working process, then we are going to decorate the stem part of the bouquet holder. ....
- b) The flowers are wired on suitably stick wires, the stem of the bouquet is created by these wires. ....
- c) In case of special, unique bouquets such as Glamelia, cold glue holds the suitable elements. ....
- d) The majority of the flower stems are simply tied together, occasionally some of the stems are wired. ....
- e) We use this technique when there are several different types of fixing techniques used in one bouquet. ....

**12. Write short questions to each sentence using the words below.**

bridesmaid bouquet, mother's bouquet, bridal bouquet, tossing bouquet, wedding decoration




- a) The yellow rose is my mother's favourite flower.  
.....
- b) There will be three bridesmaids at the wedding.  
.....
- c) I prefer freesia to rose, but my favourite flower is Star-of-Bethlehem.  
.....
- d) It can be similar to the bridal bouquet, just smaller.  
.....
- e) The restaurant provides vases for the tables, but unfortunately, they differ in size. .  
.....

13. List all the flowers that you can see in this bridal bouquet.



1. ....
2. ....
3. ....
4. ....
5. ....
6. ....

14. Make side-view and top-view sketch of a pinned funeral. Don't forget to label its parts (floral cage holder, floral foam, flowers, foliage) and indicate the scale of proportion.





**15. List all the techniques with which you can make a funeral spray.**

.....  
.....  
.....



**16. True (T) or false (F)?**

- a) ..... Funeral sprays made on floral foam are to put in a wet floral cage holder.
- b) ..... Sympathy bouquets are sent if we are unable to attend the funeral in person.
- c) ..... In hand-tied condolence bouquets, pine stems are wired.
- d) ..... We do not use decorative materials in funeral arrangements.
- e) ..... Sympathy bouquets are sent to the mourners.
- f) ..... Funeral/coffin sprays are on pine base.



**17. List 10 evergreen plants with their Latin names that can be used for making funeral sprays. Look for the English names of the evergreens as well.**

.....  
.....  
.....  
.....  
.....  
.....  
.....  
.....  
.....  
.....



18. Work in pairs and act out a customer-florist situation, in which the customer is ordering a bouquet of sympathy for a funeral. The departed is not a close relative of the customer, but the customer is unable to attend the funeral. Fill in the order form while practicing the conversation. Then switch roles.



<b>Helleborus Flower shop</b>	
<b>Order form</b>	
Customer's name:	
Customer's address:	
Telephone number:	
Email address:	
Place of delivery:	
Deposit:	
Details of the order:	
Date of order:	
Name of shop assistant:	

## VIII. PINNED FLOWER ARRANGEMENTS

### 1. Read the text.

Flower arrangements and vase decorations made of cut flowers can be used in many places. We can decorate any kind of room with them, and they also look good in shop windows and at exhibitions. In many cases, we make them for private use as a simple table decoration or as home decoration, or sometimes to decorate offices, office corridors or hallways

A pinned decoration made for special occasions can raise the spirit of the day. Using different accessories in arrangements we can easily portray special events and holidays like Christmas, Easter, birthdays or wedding anniversaries. Pinned arrangements can be made for funerals as well such as grave or urn decorations.

Pinned arrangements can be decorative elements of special events. In the case of stage decorations, conferences, balls or exhibitions of different trades, larger, more decorative flower vase decorations can be created. In such cases, more colourful and bigger flowers and accessories can be used to make the creation more spectacular.

**Make a list of the occasions and places where pinned flower arrangements can be used.**




.....


.....

.....

2. Draw a round and a long pinned decoration and indicate their proportions. Don't forget to label its parts (bowl, stem, leaf, flower).



3. Below you can see photos of the different stages of creating a pinned arrangement. Put the pictures in the correct order.



**4. Make your own flowchart of the steps of creating a pinned arrangement.**



.....
.....
.....
.....
.....
.....
.....
.....
.....
.....
.....

**5. True (T) or false (F)?**



- a) ..... Pinned flower decorations can be used effectively in shop windows and at exhibitions.
- b) ..... Rules don't apply when creating pinned flower arrangements.
- c) ..... Decoration accessories aren't allowed in pinned arrangements.
- d) ..... The colour and the type of the flower container are important factors to proportions.
- e) ..... For fixing flowers, only floral foams are suitable.
- f) ..... In case we make an pinned arrangement in a braided basket, we have to use waterproof coverage inside the basket.

**6. Make sketches of 5 different pinned flower arrangements! The shape of the container is optional, but make sure that you keep the correct proportions. Don't forget to name the shapes that you used.**



**7. Translate the sentences. Use a dictionary if necessary.**



a) A tartóedényeket mindig a környezetnek, az alkalomnak és az igényeknek megfelelően válasszuk ki!

.....

.....

b) Egyenes falú magas vázákba egyenes, hosszú szárú virágok illenek.

.....

.....

c) A virágtartó színe jelenjen meg a csokorban, vagy legyen azzal harmóniában, vagy kontrasztban.

.....

.....

d) A vázáknál és virágtálaknál fontos szempont, hogy stabil legyen.

.....

.....

e) A virágok összeválogatásánál alkalmazzuk a tartóssági törvényt, hogy a virágok közel azonos ideig díszítsenek.

.....  
 .....

**8. Fill in the chart in connection with how to group flower decorations.**



flower ball arrangement, frontal, concentric, flower basket, vertical, horizontal, formal-linear style, parallel style, symmetrical, decorative style, asymmetrical, vegetative style, flower vase decoration

Type of container	Viewpoint	Form (symmetry)	Direction of arrangement	Style

**9. List all the aspects that have to be taken into consideration when creating a pinned flower bowl arrangement.**



- .....
- .....
- .....
- .....
- .....
- .....
- .....

**10. Work in pairs. Read the following situation and act it out.**

The owner of the flower shop is having a florist trainee from the school. The student has been learning and practicing the chosen profession and the process of making pinned bowl arrangements has to be learnt in the shop. The florist is explaining, and the student is asking questions while working.



**Here are some must-have aspects to talk about:**

- fixing technique
- choosing the bowl
- choosing suitable flowers
- the rules of making a pinned arrangement



## IX. PLANT COMPOSITIONS

### 1. Read the conversation and answer the questions.



VV = Vad Virág

RM = Réti Margaréta

VV: Tomorrow is the big day. Finally, we are going to open the shop so I've thought we could make some summery plant compositions. I've bought plants and accessories as well. They will look good in the window display and certainly there will be customers who will choose these.

RM: What a great idea! I love making these kinds of things. In my opinion they are always a hit. Can I use any kind of bowl?

VV: I've bought colourful ceramic plant pots, baskets and glass bowls, which you can use. I think that pots in darker colours should be left for autumn, so let's use baskets and light coloured ceramic pots.

RM: What kind of flowers have you brought?

VV: All kinds of colourful potted plants, succulents and cactuses in different sizes.

RM: So can I make a planted bowl of cactuses? This would go really well with the atmosphere of the window display.

VV: I think so too. Let's use the glass bowls and plant the cactuses into sand only. We can add some seashells and shells as decoration.

RM: How many compositions are we making?

VV: Up to about 40-50 pieces. I'm expecting a lot of customers.

RM: All right. I am going to start with the cactuses.

a) What kinds of containers are there to put flowers in them?

.....



b) How many plant compositions are they making?

.....

c) What kind of flowers can be used when making plant compositions?

.....

d) Who will make the cactus bowls?

.....

e) Where will the cactus compositions be displayed?

.....

f) Whose idea was the planted composition?

.....

**2. Write the flowers in the appropriate column. You will find the English names of the plants at the end of the workbook.**



Kalanchoë blossfeldiana, Monstera deliciosa, Euphorbia pulcherrima, Codiaeum variegatum, Opuntia microdasys, Saintpaulia ionantha, Cyperus alternifolius, Nephrolepis exaltata, Ficus benjamina, Pelargonium peltatum, Tagetes patula, Spathiphyllum wallisii, Aloe vera, Passiflora caerulea, Lobularia maritima, Ficus pumila, Zamioculcas zamiifolia, Zebrina pendula, Ceropegia woodii, Exacum affine, Epipremnum aureum, Verbena rigida, Rhipsalis sp., Schefflera arboricola

water-demanding	drough-resistant	flowering	ampolna	ornamental grown for foliage	outdoor

**3. Make a flowchart of the steps of creating a plant composition.**



- watering the composition
- choosing the container
- filling up the container with potting soil
- choosing the plants
- remove the plants from the pots
- placing the drainage layer at the bottom of the container
- decorating the composition
- placing the plants into the container
- placing a layer of soil
- compression of the soil

1. ....
2. ....
3. ....
4. ....
5. ....
6. ....
7. ....
8. ....
9. ....
10. ....

**4. True (T) or false (F)?**



- a) ..... Hydroculture plants prefer being in potting soil.
- b) ..... Florarium must be watered often.
- c) ..... Temporary plant arrangements are usually created from flowering plants.
- d) ..... Hydroculture plants are planted deeper in order not to fall out.
- e) ..... Plant compositions made in baskets are temporary decorations.
- f) ..... It is not necessary to put drainage layer if the plant arrangement's container is padded by foil.

**5. Translate the sentences into Hungarian.**



- a) Smaller sized trunk implantations are often made on driftwood.

.....  
.....

- b) Temporary plant compositions can be made of ornamental plants grown for showy foliage as well, however it's more likely that flowering ornamentals are used.

.....  
.....

- c) Hydroculture plants are the most popular ones amongst new plant owners.

.....  
.....

- d) Glass balls provide damp environment for plants.

.....  
.....

- e) Trunk compositions can be used in shop windows, hotels and office buildings as well.

.....  
.....

## X. WREATHS

### 1. Read the text.

The wreath is an ancient floral form. It has a symbolic meaning: life never comes to an end. Instead of the original twig wreaths, we use premade bases and create the flower decorations on floral foam or on wires.

We can group and use wreaths in several ways. Based on their usage they can be tribute and decorative wreaths, which can be decorated in many different ways. They can be made by different techniques. Regarding their style, we can differentiate the main four style here as well. So we can talk about wreaths in parallel, decorative, formal linear and vegetative styles. Nowadays in floristry we can see more modern wreaths, we often see wreaths planted with pot plants or bulbous plants.

Our holidays provide opportunities to create wreaths, so we make Easter or Advent wreaths, but it's not unusual to see them at weddings either. Usually we work with ready-made bases, which can be made of wire, straw, moss, polystyrene, floral foam or pine cones. We can make wreath bases for ourselves too, they can be created using any kind of flexible and stretchy twig.

### Answer the questions.



a) In which style can a florist work when making wreaths?

.....

b) What kinds of wreath have a solid base? Make a list.

.....

c) According to their usage, what kind of wreaths exist?

.....

d) List holidays on which wreaths can be placed on the table or hung on the door.

.....

e) Which techniques are used when making a wreath?

.....

f) What is the symbolism behind wreaths?

.....

2. Put the pictures of making a twig wreath in the correct order.



3. Make your own flowchart of the process making a twig wreath. Illustrate the procedure step by step.



**4. Match the definition to the appropriate type of wreath.**



- |                       |                   |                              |
|-----------------------|-------------------|------------------------------|
| 1) Advent wreath      | 2) Easter wreath  | 3) plant implantation wreath |
| 4) circlet of flowers | 5) harvest wreath | 6) commemorative wreath      |
| 7) victorious wreath  | 8) tribute wreath |                              |

- a) ..... This is made to express our condolence to the family of the passed away person.
- b) ..... At official commemorations, we use this type of wreath made of laurel/bay.
- c) ..... It's the main decoration of the Advent and Christmas season, it represents the expectation that Our Saviour is coming to this world.
- d) ..... This wreath is round, made of potted plants and placed in a tub-like container.
- e) ..... This wreath has a touch of spring, it can be decorated with eggs, rabbits and chicks.
- f) ..... At weddings, they usually decorate the hair of the bridesmaids.
- g) ..... At some sporting events, this award goes to the winner.
- h) ..... At the commemoration of Saint Stephen, and also at grape harvest this wreath is made of colourful foliage.

**5. Draw two wreaths, one symmetric and the other asymmetric.**



## 6. True (T) or false (F)?



- a) ..... Festoons are flower decorations that are thicker in the middle and become thinner at both ends.
- b) ..... A harvest wreath is made of bulbous flowers of spring.
- c) ..... The spring wreath is the symbol of the revival of nature.
- d) ..... Twig wreaths are generally made with hazelnut or willow.
- e) ..... The Advent wreath is made 2 weeks before Christmas.
- f) ..... On modern Advent wreaths it is possible to see 24 candles.
- g) ..... There are no rules for how to make wreaths.
- h) ..... Wreaths are usually made in one of the four basic styles.
- i) ..... In case of wreaths, the scale of proportion is 1/3 of the wreath base.
- j) ..... When creating wreaths, it is important that no wire is showing.

## 7. Match the accessories to the appropriate type of wreath.

- |                            |                      |
|----------------------------|----------------------|
| candle                     | Easter wreath        |
| egg                        | commemorative wreath |
| wheat spica                | Advent wreath        |
| funeral ribbon             | harvest wreath       |
| ribbon in national colours | tribute wreath       |





## XI. DRIED AND SILK FLOWER DECORATIONS

### 1. Read the following conversation and give short answers to the questions.



VV: We've just got an order via email. We will have to deliver 30 pieces of round bowl arrangements made of blue silk flowers next Monday. Could you come with me to the market this Thursday? We'll do the shopping and make the arrangements at the weekend.

MR: Of course, I'm happy to go. Do we have to buy ceramic plant pots as well? We have several pots in the stockroom.

VV: Yes, I'm afraid so. They will all have to be exactly the same and we don't have 30 pieces any of them. We'll also have to buy 2 cartons of dry floral foam, and thousands of silk flowers.

MR: What colour do they want?

VV: They'd prefer pastel colours, cream and light peach. Do you remember, by any chance, where we have put the cream coloured roses? There is one box full of them, somewhere.

MR: I do remember I'll look for them, and for everything else that fit in the bowls.

VV: OK, thank you. Let's not forget to buy wire, and adhesive stick. We should buy 2 bunches of each.

RM: I'll make a list. Can we use dried plant as well?

VV: Nope. They've asked specifically for silk flowers. We can use foliage, but only the silk version.

RM: All right, we also have some foliage in the stockroom, I'll bring everything here so we can see what we need to buy.

VV: Great idea, let's write a list. We could buy silk flowers of different colours, a few pieces of silk flower arrangements are needed in the shop as well.

a) How many bowl arrangements are ordered?

.....

b) What colours can be used in the bowl arrangements?

.....

c) Are there enough ceramic pots in the stockroom?

.....

d) Who is going to the flower market to do the shopping?

.....



e) By whom and when will the bowl arrangements be picked up?

.....

**2. Make a shopping list on the basis of the previous conversation.**



<ul style="list-style-type: none"><li>• .....</li><li>• .....</li><li>• .....</li><li>• .....</li><li>• .....</li><li>• .....</li><li>• .....</li><li>• .....</li><li>• .....</li></ul>
---

**3. Answer the questions. Use your knowledge about floristry to find the answers.**



a) Which occasions can be beautified with dried and silk flower decorations?

.....  
.....

b) Which styles can be used when creating silk and dried flower decorations?

.....  
.....

c) List 5 types of dried fruits, which can be used to cover wreath bases?

.....  
.....

d) List 5 flowers using their Latin names, which are suitable for being used in dry decorations.

.....  
.....

e) List all the different methods of drying plants.

.....  
.....

f) What are the most commonly used dried and silk flower decorations?

.....  
.....

**4. True (T) or false (F)?**

- a) ..... All type of flowers can be dried and used.
- b) ..... Egyptians dried plants in sand.
- c) ..... In case of pressed flowers, it is not necessary to air the plants many times.
- d) ..... Proportion is also is an important factor in case of dried and silk flowers arrangements.
- e) ..... Dried flowers are often used for wedding decorations.
- f) ..... Potpourri used to be made with salt, which fermented flowers.



**5. Read the order and make a shopping list.**

*“Hello! I’d like to order 25 spring door decorations, in yellow-green-white colour. They shouldn’t be bigger than 30 cm, and should be round. I’d like to have dried plants on them besides silk flowers. I’d prefer them to be hanging with ribbons, instead of wires, and I also wouldn’t mind having smaller ribbons hanging down from the wreath. If it is still within the budget, I’d like to have wooden elements such as ladybirds or butterflies on them.”*



•	.....
•	.....
•	.....
•	.....
•	.....
•	.....
•	.....
•	.....
•	.....

## XII. DECORATIVE WRAPPING

### 1. Read the conversation and answer the questions.

C = customer                      S = shop assistant



S: Welcome! What can I do for you?

C: Good morning! It's my mother's birthday today, and I'd like to have this book and chocolate gift wrapped for her.

S: I see. Shall I wrap them together or would you prefer them to be wrapped separately?

C: Feel free to wrap them together, they are roughly the same size.

S: What colour should the wrapping paper be? Does your mother have a favourite colour, by any chance?

C: Yes, she does. She loves green and natural colours.

S: Shall I put some decoration on it or just a ribbon?

C: I'd like you to decorate it a tiny bit. Thanks.

S: Here you are, it's ready. May I offer you a bouquet that goes well with this gift?

C: She loves flowers very much, but I think that I would like an orchid plant instead. Could you also put decorative wrapping on it, please?

S: Certainly. I'll make it similar to the one on the presents.

C: Thank you very much. It's very nice, indeed.

S: I'm glad you like it. We hope to see you soon!

a) What kind of gifts were wrapped by the shop-assistant?

.....

b) What colours does the mother prefer?

.....

c) What kind of ribbon was used for the wrapping?

.....

d) What kind of flower was picked by the customer?

.....

e) Was the customer satisfied with the service?

.....



**2. Work in pairs. Read the situations and devise conversations. One of the conversation has to be written down.**



- a) The helpful shop-assistant is wrapping a present, but the customer is dissatisfied with everything.
- b) A phlegmatic shop-assistant is trying to sell a bouquet, but the customer is asking for a potted plant.
- c) The shop-assistant has just made a decorative wrapping of a painting, but the wrapping gets torn, when the customer is leaving the shop. The customer comes back for a new gift-wrap but not willing to pay for it.

.....

.....

.....

.....

.....

.....

.....

.....

.....

**3. True (T) or False (F)?**



- a) ..... The purpose of the wrapping is purely to protect the goods.
- b) ..... The wrapping must correspond to the value of the gift.
- c) ..... In case of potted plants, there is no need for a decoration of high value.
- d) ..... There are specific rules for decorating gifts.
- e) ..... The proportion of the decoration on the gift is bigger than half of the present's surface.
- f) ..... For decorating purposes, we can also use cut flowers and potted plants as well.

**4. Write a list of accessories and tools that are necessary for gift wrapping.**




Accessories	Tools
• .....	• .....
• .....	• .....
• .....	• .....
• .....	• .....
• .....	• .....
• .....	• .....
• .....	• .....
• .....	• .....
• .....	• .....
• .....	• .....
• .....	• .....
• .....	• .....
• .....	• .....
• .....	• .....
• .....	• .....
• .....	• .....
• .....	• .....

5. Fill in the crosswords in connection with all the materials and tools connected to wrapping.



### Gift-wrapping



**Across**

- 2. wrapping paper
- 4. tissue paper
- 5. paper bag
- 7. basket
- 11. silk flower
- 12. cellophane

**Down**

- 1. ceramic plant
- 3. ribbon
- 6. dried flower
- 8. scissors
- 9. glue
- 10. sellotape



## 6. Writing a professional resume.



**Margaréta**  
Réti

DATE OF BIRTH:  
09/08/1995

### CONTACT

Nationality: Hungarian

Gender: Female

Virág street 7  
1181 Budapest, Hungary

[retimargareta@gmail.com](mailto:retimargareta@gmail.com)

(+36) 060701234567

### WORK EXPERIENCE

15/06/2015 - CURRENT - Budapest, Hungary

#### Florist - shop assistant

Frézia Flowershop

- fulfilling everyday's needs (receiving orders, arranging bouquets, wrapping flowers, keeping the sales floor clean)
- working on sales floor, helping customers to pick out arrangements and then finalising the sale
- administrative tasks
- responsible for rotating inventory - making orders
- establishing productive communication with customers, staff and delivery drivers
- organising daily delivery and making sure that each and every was accurate and on time
- writing work shifts
- sending weekly report to the management

### EDUCATION AND TRAINING

01/09/2013 - 10/06/2015 - Maglódi út 8, Budapest, Hungary

#### Florist- floral merchant

Magyar Gyula Horticultural Secondary and Vocational School

[www.magyulaiskola.hu](http://www.magyulaiskola.hu)

01/09/2009 - 25/06/2013

#### Graduation- A - level


Jedlik Ányos Secondary Grammar School

### LANGUAGE SKILLS

**MOTHER TONGUE(S):** Hungarian

#### English

Listening B2	Reading B2	Spoken production B2	Spoken interaction B2	Writing B2
-----------------	---------------	----------------------------	-----------------------------	---------------



## DIGITAL SKILLS

Adobe Photoshop | Microsoft Office | Corel Draw | Adobe Photoshop | Microsoft Project

### **Communication skills**

Excellent written and verbal communication skills / Good listener and communicator

### **Organizational and planning skills**

Often ordering goods / Organising delivery and all the tasks connected to it / Planning the shifts for 3 years

### **Skills connected to trade**

Working at a high standard / Excellent problemsolving skills / Highly motivated

### **Other**

During school I always took part in competitions at which I ended up in the top 3 / Later on I would like to get a Master Florist Certificate

Fill in the CV with your own data based on the given example.



<p><b>PERSONAL INFORMATION</b></p> <p>Name: Place of birth: Time of birth: Nationality:</p> <p><b>CONTACT INFORMATION</b></p> <p>Telephone number:</p> <p>Website:</p> <p>E-mail address:</p> <p><b>HOBBY:</b></p> <p><b>PERSONAL MOTTO:</b></p>	<p>[name]</p> <p>position</p> <p><b>WORK EXPERIENCE:</b></p> <hr/> <p>• • • •</p> <p><b>EDUCATION AND TRAINING</b></p> <hr/> <p><b>SKILLS</b></p> <hr/> <p>Communication skills:</p> <p>Language skills:</p> <p>Digital skills:</p> <p>Organisational skills:</p> <p>Other:</p> <hr/> <p style="text-align: right;">□</p>
--	---

## VOCABULARY LIST

### I. Unit – Introduction

basket	kosár
bouquet	csokor
cabinet	szekrény
candle	gyertya
cashier	pénztárgép
counter	eladópult
cut flower	vágott virág
display cabinet	vitrin
florist	virágkötő
flower decoration	virágdísz
flower shop	virágüzlet
opening times	nyitvatartási idő
pot	kaspó
potted plant	cserepes növény
price tag	árcímke
ribbon	szalag
sales floor	eladótér
shelf/shelves	polc
shopfront	portál
sign board	cégtábla
staff room	szociális helyiség
stand, pedestal	állvány
stockroom	raktár
table decoration	asztaldísz
tool	szerszám
vase	váza
wedding decoration	esküvői dekoráció
window display, shop window (fizikai)	kirakat

wire	drót
working area	munkatér
wrapping paper	csomagolópapír
wreath	koszorú

## II. Unit – Florist materials

accessory	kiegészítő
artificial	flower művirág
artificial materials	ipari anyagok
bark	fakéreg
bead garland	gyöngyfüzér
binding material	kötöző
cellophane	celofán
ceramic plant pot	kaspó
clientele	vevőkör
decorative material	díszítőanyag
decorative wire	dekordrót
dry floral foam	száraz tűzőhab
fixating material	rögzítőanyag
floral adhesive, cold glue	élőnövényragasztó
floral cage holder	sírcsokortartó
florist accessory	virágkötészeti kellék
flower pot	virágcserep
flower tube	fiola
gift wrapping paper	díszpapír
glass ball / sphere	üveggömb
glue	ragasztó
lace	csipke
lichen	zuzmó
long phial with a spike	magasító fiola

material	anyag
mistletoe	fagyöngy
moss	moha
natural material	természetes anyagok
order	megrendelés (fogalom)
pearl/bead	gyöngy
pebble/gravel	kavics 0-8 mm, stone 25-30 mm kő
pine-cone/cone	toboz
polystyrene wreath	hungarocell koszorú
premises	üzlethelyiség
raffia	raffia
soak floral foam	tűzőhabot áztat
straw wreath base	szalma koszorúalap
string	spárga (mint kötöző)
string	zsinór
stub wire	vágott drót
tool	eszköz
tube	kémcső
twig	vessző
warehouse	nagykereskedés
wet floral foam	vizes tűzőhab
wire	folyamatos drót
wireframe wreath base	drótvázás koszorúalap
wrapping paper	selyempapír
wreath base	koszorúalap

### **III. Unit – Florist tools**

combination pliers	kombinált fogó
DIY machine	barkácsológép
drill	kézifűrő

florist scissors	virágkötészeti olló
glue gun	ragasztópisztoly
hammer	kalapács
hand tool	kéziszerszám
knife	kés
permanent marker	alkoholos filctoll
saw	fűrész
scissors	olló
screwdriver	csavarhúzó
secateurs	metszőolló
sellotape	cellux
silicone stick	szilikonrúd
sprayer	kézi permetező
stainless	rozsdamentes
stapler	tűzőgép
tool	eszköz
tool	szerszám
toolbox	szerszámos doboz
watering can	öntözőkanna
wire cutter	csípőfogó
writing instrument	íróeszköz

#### **IV. Unit – Job advertisement, job interview**

applicant	jelentkező
being able to work alone	önállóan dolgozni tudó
being employed	bejelentett munkaviszony
colleague	munkatárs
customer-centred	vevőorientált vagy vevőcentrikus
CV with photo	fényképes önéletrajz
demonstration of floristry skills	próbakötés

experience	gyakorlat
experienced	tapasztalattal rendelkező
family business / family-owned business	családi vállalkozás
flexible shift	rugalmas beosztás
flexible working time	rugalmas munkaidő
florist expert	virágkötő szakember
floristry course	virágkötő tanfolyam
flower market	virágpiac
friendly and welcoming atmosphere	családias hangulat
full-time job	teljes munkaidő
job advertisement	álláshirdetés
job experience	munkatapasztalat
job experience	szakmai tapasztalat
job interview	állásinterjú
kiosk	virágpavilon
knowledge of a foreign language	nyelvismeret
merchant	kereskedő
part-time job	részmunkaidő
pensioner	nyugdíjas
place of work	bejelentett munkahely
problem-solving skill	helyzetmegoldó készség
qualified florist	szakképzett virágkötő
salary expectation	fizetési igény
salary	fizetés
salesman / shop assistant	eladó
shopping centre	bevásárlóközpont
stock	árúkészlet
trade skills	szakmai fogások



## V. Unit – Symbol, proportion, colour

angular flower bowl	szögletes virágtál
asymmetry	aszimmetria
basic colour	alapszín
basic shape	alapforma
belief	hit
Christianity	kereszténység
circle	kör
colour contrast	színkontraszt
commemoration decoration	megemlékezési dísz
complementary colour contrast	komplementer színkontraszt
contrast	kontraszt
cool-warm colour contrast	hideg-meleg színkontraszt
cross	kereszt
decorating proportion	díszítési arány
door decoration	ajtódísz
exhilaration	életöröm
flower ball	virággömb
focal point	súlypont
funeral decoration	kegyeleti dísz
grief	gyász
habitat-law	táj-törvény
harmony	harmónia
harmony	összhang
heart	szív
hue	színárnyalat
infinity, endlessness	végtelenség
line	vonalhatás
long flower bowl arrangement	nyújtott virágtál
longevity-law	tartóssági törvény

monotony	egyhangúság
mysteriousness	misztikum
necessity-law	igény-törvény
plant composition	növény-összeültetés
plant implantation	növény beültetés
primary colour	elsőrendű szín
proportion	arány
purity	erkölcsi tisztaság
quality colour contrast	minőségi színkontraszt
range of colour	színtartomány
revival	örök megújulás
rhythm	ritmus
season law	évszak törvény
secondary colour	másodrendű szín
sense of proportion	arányérzet
star	csillag
stressed	hangsúlyos
symbolic meaning	szimbolikus jelentés
symmetry	szimmetria
tertiary colour	harmadrendű szín
tetragon	négyszög
triangle	háromszög
unstressed	hangsúlytalan
wall decoration	fali kép
wreath base	koszorútest

## **VI. Unit – Floral style and design**

berries	bogyók
blooming sprout	virágos hajtás
bush/interwoven style	bozót stílus

characteristic	habitus
circle, round	kör
creative	kreatív
cut flower	vágott virág
decoration accessory	dekorációs kellék
decorative style	dekoratív stílus
dinghy/boat	csónak
dried fruit	termések
driftwood	uszádékfa
even surface	szabályos felület
fan	legyező
fishnet	halászháló
flower bowl arrangement	virágtál
formal linear style	vonalas-grafikus stílus
gravel/pebble	kavics
hawser	hajókötél
hemisphere	félgömb
horizontal	vízszintes
Japanese art	japán művészet
ladder	létra
lantern	lámpás
layered flower decoration	emeletes virágdísz
lighthouse	világítótorny
natural material	természetes alapanyag
palm	pálma
parallel	párhuzamos
parallel style	paralel stílus
place of habitat	termőhely
pyramid	gúla
rope	kötél

sand	homok
seashell	kagyló
sheaf bouquet	kévecsökör
shell	csigaház
shower bouquet	csepp alakú csokor
sphere	gömb
stand/pedestal	állvány
structure	struktúra
style	stílus
sunbed	napágy
trend of style	stílusirányzat
twig	vessző
vegetative style	vegetatív stílus
vertical	függőleges
workshop	alkotónap

## **VII. Unit – Bouquets**

bouquet handle	csokor fogórésze
bouquet holder/microphone	csokortartó
bridal bouquet	menyasszonyi csokor
christening	keresztelő
cleaning	tisztítás
cutting back	visszavágás
delivery	kiszállítás
evergreen plant	örökzöld növény
flower container/flower stand	virágtartó
funeral sheaf/condolence bouquet	sírcsökör
get-together	baráti összejövetel
glued	ragasztott
graduation bouquet	ballagási csokor

graduation ceremony	diplomaosztó
hand-tied	kézben kötött
house-warming	házavató
lasting	tartós
light	könnyű
maid of honour/bridesmaid bouquet	koszorúslány csokor
mixed techniques	vegyes technika
Mother's bouquet	szülőköszöntő csokor
opening of an exhibition	kiállítás megnyitó
order	megrendelés
pay in advance	előre fizet
pinned	tűzött
portable	hordozható
product/inventory turnover	áruforgalom
retirement farewell	nyugdíjas búcsúztató
soak – in case of floral foam, hydrating – in case of cut flowers	vízzel való felszívítás
spiral arrangement	spirális elrendezés
spiral binding	spirális kötés
stabile	stabil
stem	virágszár
stitched	fűzött
sympathy bouquet	részvétcsokor
Teacher's Day	pedagógusnap
theatrical premiere	színházi bemutató
way of usage	felhasználás módja
wedding anniversary	házassági évforduló
wired	drótozott

### **VIII. Unit – Pinned flower arrangements**

concentric	körkörös
container	tartóedény
contrast	kontraszt
cylinder vase	egyenesfalú váza
environment	környezet
fixing	rögzítés
flower ball arrangement	virágtál
flower basket	virágkosár
flower vase decoration	vázadísz
frontal	egyoldalú/frontális
harmony	harmónia
home accessories	lakásdísz
horizontal	vízszintes
occasion	alkalom
office building	irodaház
pinned ball arrangement	tűzött tál
pinned decoration	tűzött dísz
table decoration	asztali dekoráció
vertical	függőleges
window display decoration	kirakatdísz

### **IX. Unit – Plant compositions**

blooming	virágzó
cactus	kaktusz
compression	tömörítés
container	tartóedény
damp environment	párás körülmény
drainage layer	drén réteg / vízvezető réteg
drought resistant	szárazságtűrő

filling up	feltöltés
florarium	florárium
foil	fólia
hanging plant	ámpolna növény
high water demand	vízigényes
hydroculture plant	víz kultúrárs növény
indoor	beltéri
indoor plant	szobanövény
ornamental plant grown for showy foliage	levelével díszítő
outdoor	kültéri
plant composition	növény-összeültetés
potting soil	virágföld
succulent	pozsgás
temporary plant composition	alkalmi növény-összeültetés
trunk implantation	fatörzs beültetés
watering	beöntözés

## **X. Unit – Wreaths**

Advent wreath	adventi koszorú
bulb plants	hagymás virágok
commemorative wreath	megemlékezési koszorú
decorative wreath	díszkoszorú
Easter wreath	húsvéti koszorú
festoon	feszton
funeral ribbon	sírszalag
garland	füzér
harvest wreath	aratási koszorú
hazelnut twig	mogyoróvessző
head wreath	fejkoszorú
ribbon in national colours	nemzeti színű szalag

symbol	szimbolikus
tribute wreath	kegyeleti koszorú
tribute wreath	temetési koszorú
twig	gally
victorious wreath	győzelmi koszorú
wheat spica	búzakalász
willow twig	fűzfavessző
wreath of plant implantation	növénybeültetési koszorú

### **XI. Unit – Dried and silk flower decorations**

acorn	makk
airing (for drying), aeration	szellőztetés
alder cone	égetoboz
almond	mandula
artificial drying	mesterséges szárítás
artificial flower	művirág
carton box	kartondoboz
chemical drying	vegyszeres szárítás
chestnut	gesztenye
door wreath	ajtókopogtató
dried flower	szárazvirág
dryable	szárítható
drying	szárítás
ferment	erjeszt
glue stick	ragasztó rúd
petal	virágszirom
plum stone	szilvماغ
pressing	prézelés
shopping list	bevásárló lista
silk flower	selyemvirág



silk

selyem

walnut

dió

## **XII. Unit – Decorative wrapping**

dissatisfied

elégedetlen

gift-wrapping

ajándékcsomagolás

harmony

összhang

helpful

segítőkész

phlegmatic

flegma

protection of goods/products

áruvédelem

surface

felület

value

érték

wrap a present/gift

ajándékot csomagol

wrap

becsomagol

## THE COLOUR THESAURUS NAMES OF COLOUR SHADES

white	pearl	alabaster	snow
ivory	cream	egg shell	cotton
chiffon	salt	lace	coconut
linen	bone	daisy	powder
frost	porcelain	parchment	rice

tan	beige	macaroon	hazel wood
granola	oat	egg nog	fawn
sugar cookie	sand	sepia	latte
oyster	biscotti	parmesan	hazelnut
sandcastle	buttermilk	sand dollar	shortbread

yellow	canary	gold	daffodil
flaxen	butter	lemon	mustard
corn	medallion	dandelion	fire
bumblebee	banana	butterscotch	dijon
honey	blonde	pineapple	tuscan sun

orange	tangerine	marigold	cider
rust	ginger	tiger	fire
bronze	cantaloupe	apricot	clay
honey	carrot	squash	spice
marmalade	amber	sandstone	yam

pink	rose	fuchsia	punch
blush	watermelon	flamingo	rouge
salmon	coral	peach	strawberry
rosewood	lemonade	taffy	bubblegum
ballet slipper	crepe	magenta	hot pink

purple	mauve	violet	boysenberry
lavender	plum	magenta	lilac
grape	periwinkle	sangria	eggplant
jam	iris	heather	amethyst
raisin	orchid	mulberry	wine

green	chartreuse	juniper	sage
lime	fern	olive	emerald
pear	moss	shamrock	seafoam
pine	parakeet	mint	seaweed
pickle	pistachio	basil	crocodile

blue	slate	sky	navy
indigo	cobalt	teal	ocean
peacock	azure	cerulean	lapis
spruce	stone	aegean	berry
denim	admiral	sapphire	arctic

red	cherry	rose	jam
merlot	garnet	crimson	ruby
scarlet	wine	brick	apple
mahogany	blood	sangria	berry
currant	blush	candy	lipstick

grey	shadow	graphite	iron
pewter	cloud	silver	smoke
slate	anchor	ash	porpoise
dove	fog	flint	charcoal
pebble	lead	coin	fossil

brown	coffee	mocha	peanut
carob	hickory	wood	pecan
walnut	caramel	gingerbread	syrup
chocolate	tortilla	umber	tawny
brunette	cinnamon	penny	cedar

black	ebony	crow	charcoal
midnight	ink	raven	oil
grease	onyx	pitch	soot
sable	jet black	coal	metal
obsidian	jade	spider	leather

Source: <https://ingridsundberg.com/2014/02/04/the-color-thesaurus/>

## LIST OF FLOWER NAMES

<i>Abies alba</i>	közönséges jegenyefenyő	(European) silver fir
<i>Abies nordmanniana</i>	kaukázusi jegenyefenyő	Nordmann fir
<i>Aloe vera</i>	orvosi aloé	aloe vera
<i>Buxus sempervirens</i>	puszpáng, buxus	common box/boxwood
<i>Ceropegia woodii</i>	ámpolnás gyertyavirág	String of hearts
<i>Codiaeum variegatum</i>	kroton, csodacserje	garden croton
<i>Corylus avellana</i> 'Contorta'	csavart mogyoró	corkscrew hazel
<i>Cupressus arizonica</i>	arizoniai ciprus	Arizona cypress
<i>Curcuma alismatifolia</i>	kurkuma	curcuma
<i>Cymbidium</i> sp.	csónakorchidea	boat orchid
<i>Cyperus alternifolius</i>	vizipálma	umbrella palm
<i>Dendranthema grandiflorum</i>	krizantém	chrysanthemum
<i>Epipremnum aureum</i>	szobai futóka	Devil's ivy
<i>Euophorbia pulcherrima</i>	mikulásvirág	ponsettia
<i>Eustoma grandiflorum</i>	nagyvirágú prérítárnics, Lizianthus	lisianthus
<i>Exacum affine</i>	keseűlevélke	Persian violet
<i>Ficus benjamina</i>	csüngőágú fikusz	weeping fig
<i>Ficus pumila</i>	kapaszkodó fikusz	climbing fig
<i>Freesia refracta</i>	frézia	freesia
<i>Hedera helix</i>	borostyán	common ivy
<i>Hypericum calycinum</i>	orbáncfű	St. John's wort
<i>Ilex aquifolium</i>	magyal	common holly
<i>Juniperus sabina</i>	nehézszagú boróka	savin (juniper)
<i>Kalanchoë blossfeldiana</i>	korallvirág	flaming Katy
<i>Lilium candidum</i>	liliom	lily
<i>Lobularia maritima</i>	mézvirág	sweet alyssum
<i>Mahonia aquifolium</i>	kerti mahónia	Oregon grape
<i>Monstera deliciosa</i>	könnyezőpálma	swiss cheese plant
<i>Myosotis alpestris</i>	nefelejcs	forget-me-not
<i>Nephrolepis exaltata</i>	szobapáfrány	sword fern
<i>Opuntia microdasys</i>	fügekaktusz	bunny ears cactus
<i>Ornithogalum arabicum</i>	arab madártej	Arabian Star Flower

<i>Passiflora caerulea</i>	golgotavirág	bluecorn passionflower
<i>Pelargonium peltatum</i>	muskátli	ivy geranium
<i>Phalaenopsis amabilis</i>	lepkeorchidea	moth orchid
<i>Picea abies</i>	lucfenyő	Norway spruce
<i>Picea pungens</i>	ezüstfenyő	Blue spruce
<i>Prunus laurocerasus</i>	babérmeggy	cherry laurel
<i>Rhipsalis</i> sp.	vesszőkaktusz	mistletoe cacti
<i>Ranunculus asiaticus</i>	boglárka	buttercup
<i>Rosa</i> sp.	rózsa	rose
<i>Saintpaulia ionantha</i>	fokföldi ibolya	African violet
<i>Salix matsudana</i> 'Tortuosa'	csavart fűz	corkscrew willow
<i>Schefflera arboricola</i>	sugárarália	dwarf umbrella tree
<i>Spathiphyllum wallisii</i>	vitrolavirág	peace lily / white sails
<i>Tagetes patula</i>	büdöske	Mexican marigold
<i>Tanacetum parthenium</i>	matricaria, őszi margitvirág	Feverfew snowball
<i>Taxus baccata</i>	tiszafa	English Yew
<i>Thuja occidentalis</i>	nyugati tuja	white cedar
<i>Thuja orientalis</i>	keleti tuja	Chinese thuja
<i>Viola odorata</i>	ibolya	violet
<i>Verbena rigida</i>	lila verbéna	slender vervain
<i>Zamioculcas zamiifolia</i>	zámia, legénypálma	ZZ plant
<i>Zantedeschia aethiopica</i>	kála	arum-lily
<i>Zebrina pendula</i>	pletyka	wandering jew